

light on your work

X-DOUBLE

12X320W LED - 9M



TRIME

Lighting Tower Specialist



X-DOUBLE

12X320W LED - 9M

Our engineers know that the market needs a lighting tower that is rugged, long lasting and safe. The X-DOUBLE LED has been created beginning from these characteristics. It is the best solution to your needs and guarantees 19.600 sqm of illuminated area. 10 units can be loaded on a standard truck. To all of this, we added the technology that allows for maximum fuel efficiency and reliability

APPLICATIONS

-  Special events
-  Rural & hard to reach areas
-  Emergency response
-  Construction & work sites
-  Gas, oil & mining operations
-  Military applications



8,5m



1744 Kg



340°




19.600 sqm



160(l) - 1,6(l/h)

- Multi-directionally adjustable and tiltable floodlights
- No. 2 vertical mast, each: 7 sections hydraulic vertical tower 8,5 m, 340° rotatable
- Galvanized metalworks
- 80 µm powder coating
- Double lifting eyes and forklift pockets for effective handling
- Plug & play, colour coded cables and connectors
- IP23 level protection certified
- Guided main coiled cable to avoid damage during tower operation
- Control panel alarms for engine protection and fuel level indicator
- Circuit breaker for electrical protection against overload
- External emergency stop button
- Fully bunded tank, 110%
- Certified wind stability up to 110 km/h
- 4 extendable & height adjustable stabilizers
- On board levels for guidance during stabilization



Illuminated area
19.600 sqm



10
Units Per Truck



You can place 10 units on a single vehicle thanks to one of the compactest footprints on the market.

KEY BENEFITS

✔ **Robustness**

✔ **Versatly**

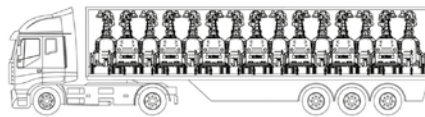


technical data

General		Generator	
Dimensions min. (mm)	3136X1500X2520	Model	Alumen LF
Dimensions max. (mm)	3136X2683X8500	Rated Output	8 kVA
Dry Weight	1744 Kg	Power available to auxiliary socket	3 kVA
Engine battery	12 V - 62 Ah	Rated Frequency	50 Hz
Fuel tank capacity	160 l	Rated Voltage	230 V
Running time before refill	100 h	Engine	
Floodlights		Type	Kubota D1105
Type	LED	Number of cylinders	3
Power (each)	320W	Displacement	1123 cm3
Floodlights number	12	Engine speed	1500 rpm
IP level	65	Fuel consumption	1,6 l/h
Illuminated area (5 lux min.)	(sqm) 19600	Cooling system	Liquid
Mast			
Lifting method	Hydraulic		
Maximum Height	8400 mm		
Maximum Wind Speed	110 km/h		
Rotation	340°		

Standard load delivery

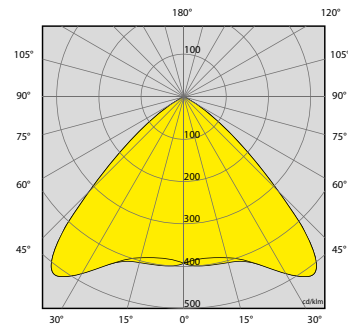
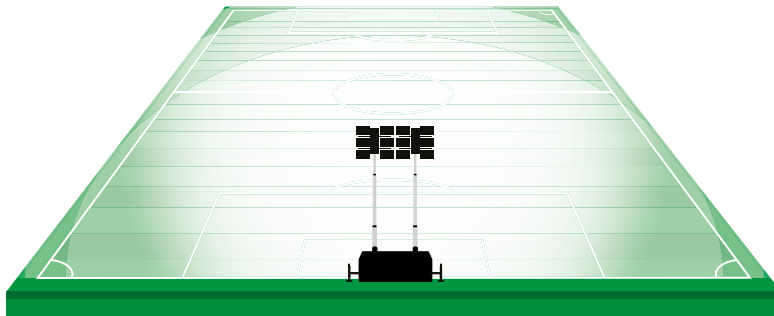
10 sets



Units Per Truck

Illuminated area

19.600 sqm



Lighting Tower **Specialist**

TRIME s.r.l.

Strada per Robecco, snc
 20081 Cassinetta di Lugagnano (MI) - Italy
 Tel. +39 02 942 1724
 Sales Dept. +39 0382 406 252
 www.trime.it - info@trime.it